

○ MUSIC  city COUNSELOR


THANK YOU FOR YOUR PURCHASE!



Hey y'all, Laura here! I so appreciate when you please take a moment to leave a review on my resources on my TpT Store. Thanks for your support! Enjoy the resource!

♥ *laura oathout*

LET'S CONNECT!



For helpful ideas, engaging resources, and freebies, please check out my **website** and **membership**!

○ ♥ **WEBSITE:** www.musiccitycounselor.com

♥ **MEMBERSHIP:** www.counselorcollab.com

ASCA MINDSETS & BEHAVIORS:

Category 1: Mindset Standards

- M1: Belief in development of whole self, including a healthy balance of mental, social-emotional, and physical well-being
- M2: Sense of acceptance, respect, support, and inclusion for self and others in the school environment

Category 2: Behavior Standards

- B-SS 2: Positive, respectful, and supportive relationship with students who are similar to and different from them
- B-SS 3: Positive relationships with adults to support success
- B-SS 4: Empathy
- B-SS 5: Ethical decision-making and social responsibility
- B-SS 6: Effective collaboration and cooperation skills
- B-SS 8: Advocacy skills for self and others and ability to assert self, when necessary

DIRECTIONS PAGE 1:

This lesson will take approximately 45 minutes to complete.

Materials Needed:

- Printed materials
- Scissors
- Crayons or markers
- Pencils
- Glue stick and construction paper (optional for craft)

Recommended Sequence:

1. Review the PowerPoint or digital for Google Slides™ presentation.
2. Review the instructional posters and display the bulletin board if you'd like.
3. Use the discussion cards with students.
4. Complete the craft, a worksheet, or a coloring page of your choice.
5. Students can decorate the mini story book and take it home to read with their families.

Presentation:

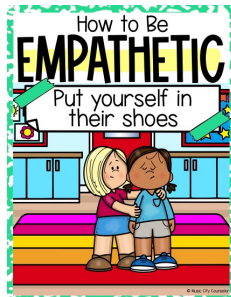
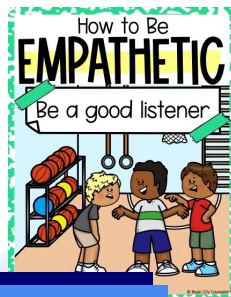
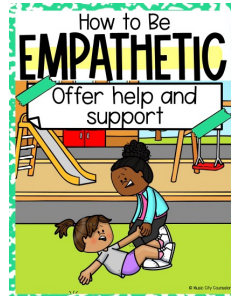
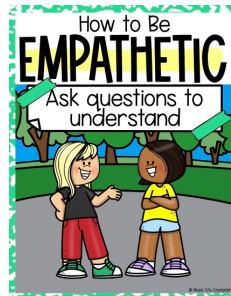


Both a PowerPoint and digital for Google Slides™ presentation are included. This presentation teaches students all about **empathy**. First, students "meet" Emilio, a little boy who everyone knows as "Empathetic Emilio." Then, students learn the **definition of empathy**. Next, students listen to a story about Emilio who helps a little boy named Hudson who was sitting alone in the hallway at school. Next, students **"turn and talk"** with a partner and discuss 2 reflection questions about the story. Then, students learn **7 ways to be empathetic**. Finally, students **"turn and talk"** with a partner to reflect on how they can be more empathetic in their lives.

Bulletin Board:

9 beautiful posters are included as well as printable letters that say SHOW EMPATHY. Please cut out the letters and staple them to the top of your bulletin board. Then, display the posters in any order that you'd like. Please see the sample on the next page.

SAMPLE BULLETIN BOARD

SHOW EMPATHY



DIRECTIONS PAGE 2:

Discussion Cards:

12 discussion cards are included. You may choose to use these as a whole group or divide students into small groups. I prefer to divide students into groups of 2-4 and give each group 2-3 cards. Students can discuss their thoughts with their small group then share out with the class.

"In Their Shoes" Craft:

Please give each student an "In Their Shoes" craft. Students can write one way to show empathy on each of the 4 shoelaces. Then, they can color the shoe with markers or crayons. Then, they can cut it out. They can glue the shoe to a piece of construction paper if you would like.

Mini Story Book:

This is a half-page version of the "Emilio Shows Empathy" story from the presentation. Please print one story for each student, cut it down the middle, and staple it at the top. Students can color the story and take it home to read with their families.

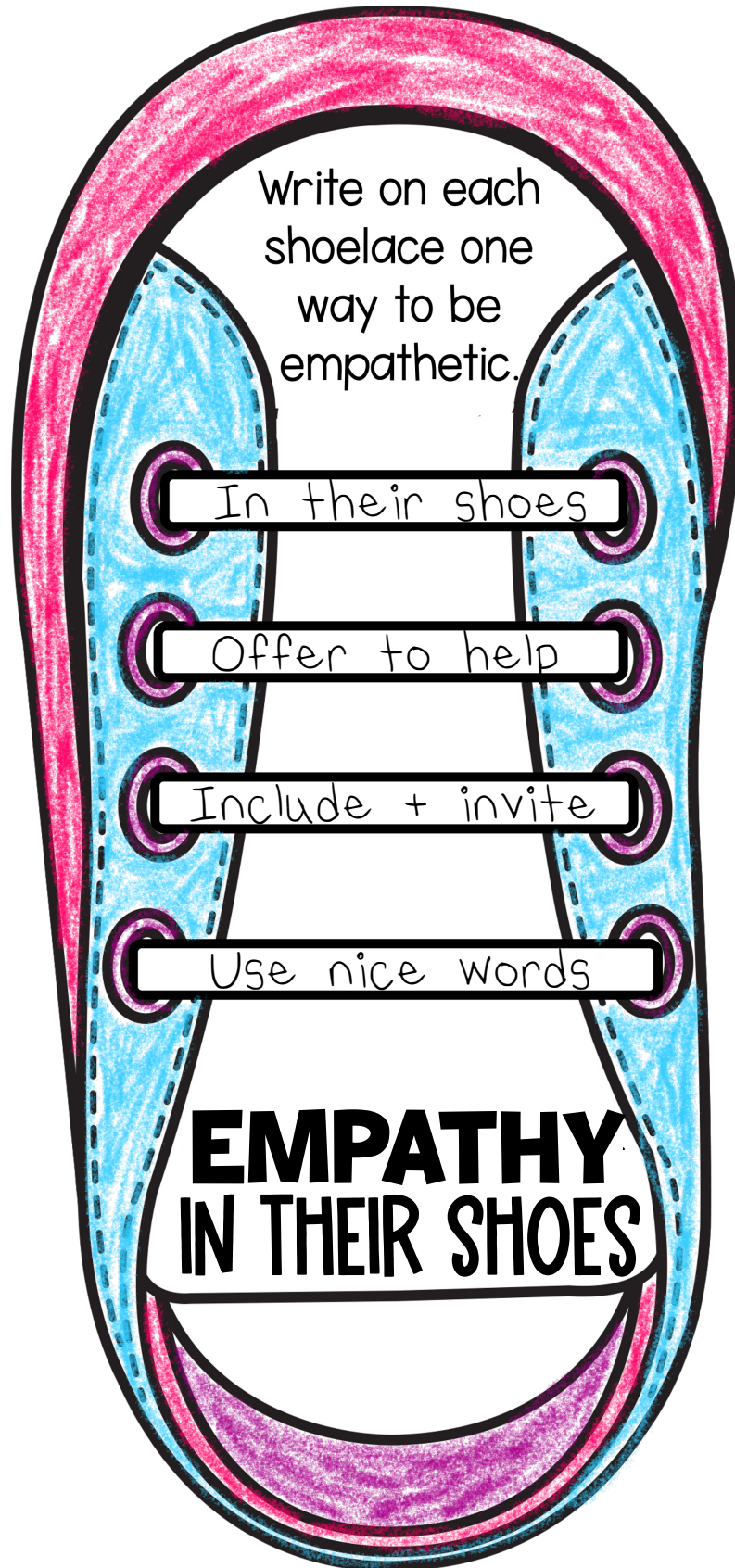
Worksheets & Coloring Pages:

Assorted worksheets and coloring pages are included. Please choose those that best fit the needs and abilities of your students, and the amount of time that you have.

Questions, comments, or suggestions? Please contact me any time at laura@musiccitycounselor.com. I'm here to help! ☺


PS I SO appreciate when you **please take a moment to leave a review** on my resources on TpT. It earns you credits towards future purchases, helps other educators find quality resources, and helps my small business grow.

SAMPLE CRAFT:





MINI PRINTABLE STORY



EMILIO

shows

EMPATHY

© Music City Counselor

: Meet Emilio! He is a 2nd grader who loves reading, playing board games, and swimming at the pool. Everyone knows him as Empathetic Emilio!



© Music City Counselor

One morning, Emilio walked into school.




© Music City Counselor

Emilio noticed a little boy sitting alone in the hallway. He was looking down with his head in his hands.




© Music City Counselor

Emilio put himself in the little boy's shoes. He imagined that he was feeling sad and lonely. This made Emilio feel sad, too.




© Music City Counselor

Emilio knew that stopping to help was the right choice to make. He asked the little boy what his name was, and he replied, "Hudson."



© Music City Counselor

Emilio remembered the bag of his favorite candy that he kept in his backpack. He offered Hudson a piece to cheer him up.




© Music City Counselor

Then, Emilio sat down with Hudson and talked with him. He asked Hudson how he was feeling, and how he could help.




© Music City Counselor

• • Emilio was a great listener! Hudson told him • •
about the trouble he was having at home, at school,
and with his friends.



© Music City Counselor

• • Hudson felt so much better after talking out his • •
feelings with Emilio. Emilio's kindness meant the world
to Hudson! Emilio helped his new friend up, and they
walked to class together.



© Music City Counselor

: • Write and draw about how you can • :
be empathetic.

A decorative border with a green background and white, irregular, splatter-like patterns runs along the top, bottom, and sides of the page.

BULLETIN

BOARD

SHO


WE

MPA


THY

How to Be EMPATHETIC

Listen to others



In their shoes




Ask questions



Offer help



Be kind



Use nice words



Include + invite



What is **EMPATHY?**

Putting yourself in someone else's shoes and imagining how they may be feeling. Then, trying to help.




How to Be **EMPATHETIC**

Be a good listener



How to Be **EMPATHETIC**

Put yourself in
their shoes



How to Be **EMPATHETIC**

Ask questions to
understand



How to Be **EMPATHETIC**


Offer help and
support



How to Be **EMPATHETIC**


Make kind choices

© Music City Counselor



How to Be **EMPATHETIC**

Use nice words



How to Be **EMPATHETIC**

Include and
invite others



DISCUSSION CARDS

What
is
empathy?



© Music City Counselor

What did
Emilio notice
in the
hallway?



© Music City Counselor

How do you
think Hudson
was feeling
when he was
sitting alone?



© Music City Counselor

How did
Emilio show
empathy for
Hudson?



© Music City Counselor

What did
Emilio do to
help
Hudson feel
better?



© Music City Counselor

How do you
think
Hudson felt
after Emilio
helped
him?




© Music City Counselor

Why is
empathy
important?



© Music City Counselor

What are
two ways
to be
empathetic?



© Music City Counselor

What is your
favorite way
to show
empathy?



© Music City Counselor


How can you be more
empathetic at home?

© Music City Counselor



How can you be more
empathetic at school?

© Music City Counselor



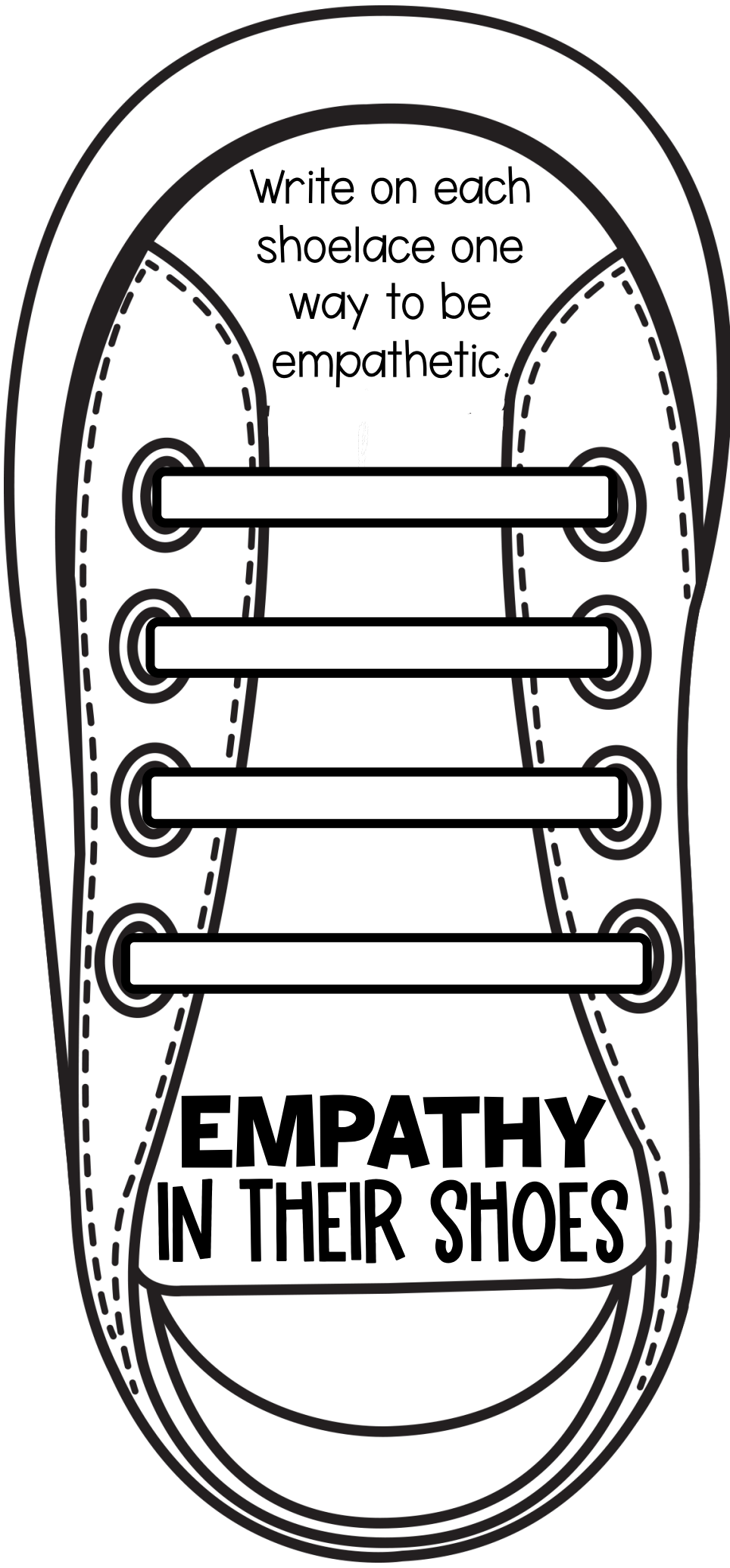
Share about a
time when you
were
empathetic.

© Music City Counselor





CRAFT








Write on each
shoelace one
way to be
empathetic.

**EMPATHY
IN THEIR SHOES**

WORKSHEETS

Name: _____

Color the pictures that show
EMPATHETIC CHOICES.



Name: _____

EMPATHY



What does empathy mean to you?



Name: _____

EMPATHY


Share about a time when you were empathetic.



COLORING PAGES


EMPATHY

I can be a good listener.




EMPATHY

I can put myself in
their shoes.




EMPATHY

I can ask questions so
I understand.



EMPATHY


I can help and support.



EMPATHY


I can make kind choices.

© Music City Counselor




EMPATHY

I can use nice words.



EMPATHY

I can include others.



TERMS OF USE:

- Make copies for the purchaser's classroom AND share copies with other educators within your school building
- Reference (without distribution) this product in blog posts, seminars, professional development workshops, or other such venues provided there is both credit given to myself as the author and a link back to my TpT store included in the post/presentation

YOU MAY

- Claim the work as your own, alter the files in any way, or remove/attempt to remove the copyright
- Share this product with educators outside of your school building
- Repackage, sell, or giveaway this product to others
- Offer to share this product anywhere on the internet as a download or copy

YOU MAY NOT



Please contact me any time at laura@musiccitycounselor.com with questions, suggestions, resource requests, or comments. I'm here to help and would love to hear from you!

♥ *laura oathout*

THIS RESOURCE WAS MADE POSSIBLE THANKS TO:

